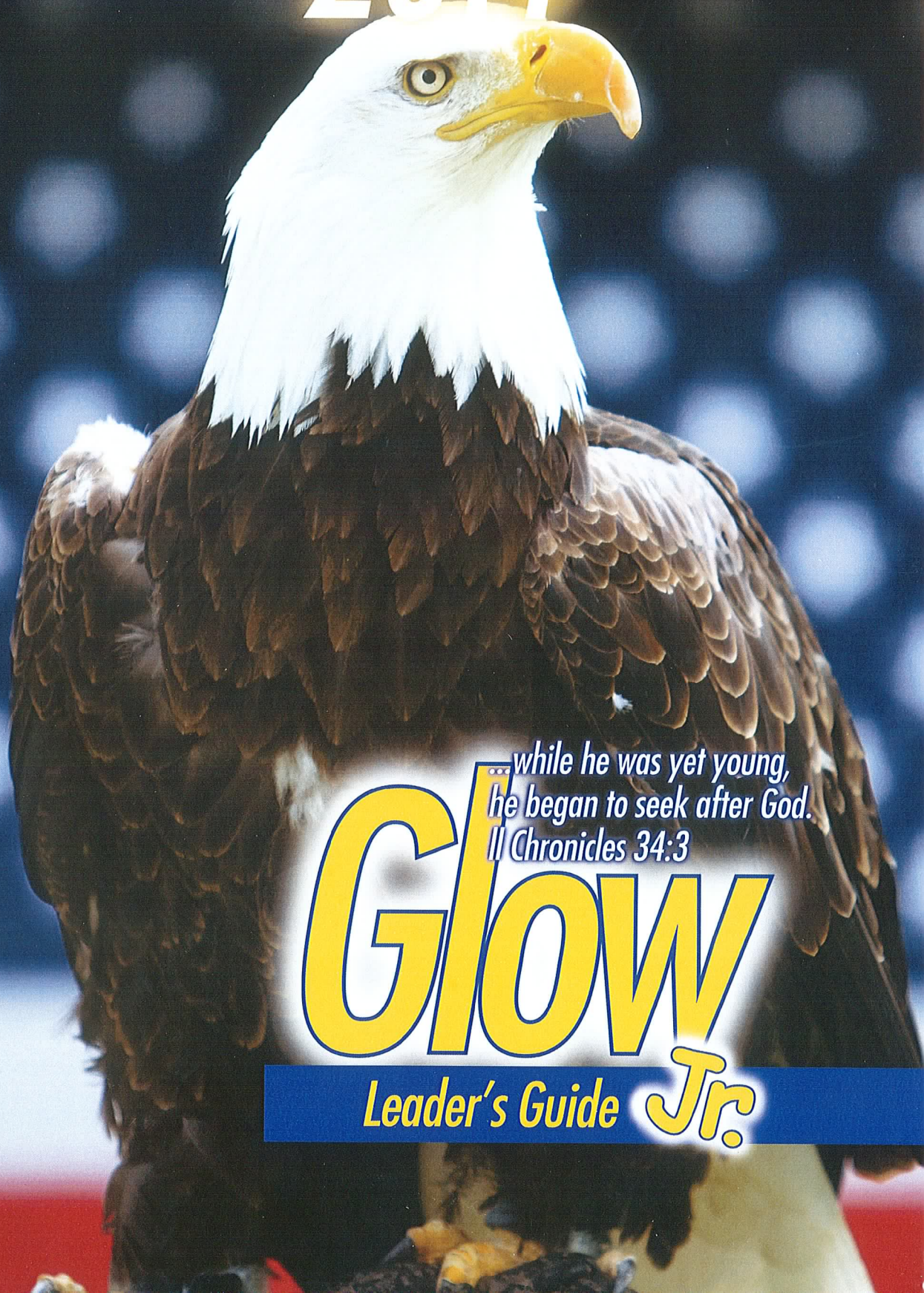


Children's Church Curriculum

July & August

2011



*...while he was yet young,
he began to seek after God.
II Chronicles 34:3*

Glow

Leader's Guide Jr.

Attendance Record

--	--

Devotions Completed

[illegible]

Leading a Child to Christ

Statistics show that 85% of all Christians received Christ between the ages of 4 and 14. As you teach children, remember that they are at an age that is 'ripe unto harvest'. When dealing with C-H-I-L-D-R-E-N, remember these guidelines:

- C** *Cover* each verse thoroughly and illustrate by using pictures.
- H** *Have* a sincere love and interest for the child. Treat the child as you would want someone to treat your child.
- I** *Inquire* of their understanding by asking questions before moving to the next point.
- L** *Limit* your vocabulary. Use familiar examples and illustrations.
- D** *Define* everything. Remember a child takes everything literally.
- R** *Review* the Plan of Salvation before you lead the child in prayer to receive Christ as their Saviour.
- E** *Encourage* the child to pray aloud with you.
- N** *Never* leave children without making sure they know what they did and giving them assurance of salvation.

After a child receives Christ as his or her Saviour, the child is to follow the Lord in baptism.

No child should be baptized without parental permission.


(Acrostic created and used with permission by Dr. Mike Wells, Pastor, www.wellspublications.com).

The Plan of Salvation

A *Admit* "I am a sinner."

"For all have sinned and come short of the glory of God;" Romans 3:23a

"For the wages of sin is death..." Romans 6:23



B *Believe* "Jesus died and rose again for my sins."

"...while we were yet sinners, Christ died for us." Romans 5:8

"...how that Christ died for our sins...was buried, and that he rose again the third day according to the scriptures;" 1 Corinthians 15:3 &4

C *Call* "I must receive Jesus as my Savior"

"...but the gift of God is eternal life through Jesus Christ our Lord." Romans 6:23b

"For whosoever shall call upon the name of the Lord shall be saved." Romans 10:13



For more information, call today!

Toll free: 1-877-645-2194 ● e-mail: info@glowpublications.com ● web: www.glowpublications.com



Glow Jr. Leader's Guide

July-August 2011



This Leader's Guide is written to assist you as you train children to develop Christ-like character. The components in this Guide are only suggestions. You are the teacher that your pastor and the Lord entrusted with your class. You know the needs and issues of your students much better than curriculum writers ever could. Please allow the Holy Spirit to guide you as you choose which components to use, adapt or leave out entirely.

Below is a brief description of the components included with each lesson. The components and schedule incorporate a variety of teaching methods and activities. Some components are essential while others are optional. Tailor the program to suit the needs of your situation.



Let's Get Glowing *with a game*

These are suggested transition games. Often, students are moving from Sunday school class into Jr. Church while others are just arriving. Having a planned activity will eliminate many behavioral issues that accompany transition times.



Light My Path *with a memory verse*

Each Christ-like character trait has a corresponding verse. The students will work to memorize one verse per month. Each week will have a suggested memory verse memorization game or activity. Spending several weeks on each verse will enable students to really learn the verse and let it be a lamp unto their feet and a light unto their paths.



Spotlight on Songs, *welcome and prayer*

Music plays many roles in a worship service. It focuses attention on the Lord. It also gladdens the heart and creates an atmosphere for worship. The songs are suggested to accompany each theme.



Spark Their Interest *with a funny skit*

The first week of the month, a new Christ-like character trait will be introduced. Each week following will review the character trait and also incorporate how it applies to the traits being taught in the Glow Jr. devotionals. The traits will be introduced through dialogue written in script form. You may perform the skit with two puppets, a puppet and a leader, a special 'guest'* and a leader, or simply between two leaders. Using a variety of techniques is always best.



Torch Bearer's Tales *of missionary heroes*

These are missionary stories from seasoned missionaries, past and present. These stories are meant to inspire the students and to show them how faithful our God is, especially to those who serve Him with their lives. They are written to have a 'cliff-hanger' ending each week to encourage students to come back and hear the rest of the story.

*Suggestions for 'guest' speakers: Simple props and a funny accent can make these visits a favorite part of any children's service. The goal is for the leader to teach the guest about the character trait, while the 'simpleton' of a guest asks ridiculous questions.

Nate, the Knight—wears a helmet and rides a stick horse

Mrs. Crock-pot—(or was that Crack-pot) an apron and oven mitts

Gary, the Gardner—straw hat, toy rake and pockets full of seeds

Fred, the Fisherman—carries fishing pole and gummy worms

Character Trait Teaching Calendar

Theme for the Month of July
Liberty

Theme for the Month of August
Friendly

July 3 Liberty
July 10 Valor
July 17 Convictions
July 24 Eternal Security
July 31 Ambition

August 7 Friendly
August 14 Good Manners
August 21 Diligence
August 28 Listening

This book is meant to assist in teaching children, and all pages are reproducible for the purpose of aiding the ministries within your local church.



Build the Fire *in their hearts with Bible lessons*

The goal is to develop Christ-like character based on the absolute truths found in God's Word. Many places try to teach 'character education,' but without a foundation in Biblical standards, their so-called education is changeable and relative to situations. Each Glow Jr. lesson will demonstrate how God built character into His people and how Christ exemplified character during His life on earth. Each lesson will also provide application suggestions to show the students how they can live daily with Christ-like character.



Fan the Flames *and make the lesson memorable*

Each lesson will provide suggested object lessons — using an everyday item to repeat the point of the lesson. Lessons will also include visual aid suggestions — simple props that will grab and hold the attention of your students. Studies have proven that repetition is the key to learning. Studies also prove that when a teacher engages as many of the five senses as possible during teaching, students are more likely to retain the information.



Fire Off the Answers *to the review questions*

A Bible review game is a great way to review the lesson and one more way to reemphasize your main point. Simple instructions will be included for one game each month. We also suggest using materials by Ed Dunlop. They can be ordered on-line by going to www.talesofcastles.com.

At-A-Glance Schedule



Let's Get Glowing

5-10 minutes

These games are for transition time only. Be sure to begin your service on time.



Spotlight on Songs

12-15 minutes

Welcome, recognize visitors, sing, pray. Bring the children's focus to church.



Torch Bearer's Tales

10-12 minutes

Practice these stories in advance and be able to tell the story without reading it.



Light My Path

5-8 minutes

One verse each month, a variety of ideas for memorizing it.



Spark Their Interest

5-8 minutes

Use this funny way to introduce the theme of the day.



Build the Fire

15-18 minutes

This is the main focus. Give it all the time it needs.



Fan the Flames

5-10 minutes

Teach separately, or incorporate into Build the Fire.




Fire Off the Answers


5-15 minutes


Review the lesson. Use the questions included or your own.


Closing and Dismissal

Develop a for Teaching


 **Heart:** *"For out of the abundance of the heart the mouth speaketh"* (Matthew 12:34). From the abundance of the heart a teacher teaches. The most important task you can do when preparing to teach is to maintain your personal walk with the Lord. In order to have a heart for the children, you must have a heart for God. Be a student of God's Word. Let the children know what God has taught you lately. Pray for each student. The easiest way to endear your students to your heart is to pray for them. Teaching is too great a task to assume that we can do it without God's help. What an honor and privilege to share God's Word and influence the character and development of young lives.

 **Early:** *"O God, thou art my God; early will I seek thee"* (Psalm 63:1). Proper preparation is essential to every lesson. *Begin preparing early* in the week. Reading through the lesson on Sunday afternoon or Monday will allow you to think on the concepts all week. Many times, I will find personal experiences throughout the week to share with the students. If I did not read my lesson until Saturday evening, I would not be alert to the object lessons that God was sending my way.

 **Action:** *"And thou shalt teach them diligently...when thou sittest...and when thou walkest...and when thou liest down... and when thou risest up"* (Deuteronomy 6:7). Every lesson needs to have a *variety of activities*. The lessons in this book provide a combination of 'sit and listen' activities as well as 'get up and move' ideas. Students remember more of what they do and see than what they hear. It is important to appeal to as many of the five senses as we are able. Using a variety of visual aids, story-telling techniques, and student involvement activities makes the church hour memorable and enjoyable.

 **Real:** *"And his disciples came unto him, saying, Declare unto us the parable"* (Matthew 13:36). *Make the lesson real* to the lives of the children. Apply the Bible truth to situations that relate to the children. Application of the Bible truth should happen throughout the entire lesson. Many teachers make the mistake of saving the application to one sentence in the last 30 seconds of the class. By that time, many students have stopped listening. Apply the concepts early and continually.

Make yourself real to the students. You may not have the opportunity to get to visit personally with every student. One way that you can help your students feel closer to you is to let them get to know you from the stories you tell. When you share your funny stories, embarrassing moments and social blunders, you become very real to your students. You also become very approachable, an important quality for those who need to be saved, or who need your advice and guidance.

 **Take:** *"But Mary kept all these things, and pondered them in her heart"* (Luke 2:19). Give the students something to remember, something to *take home* with them. Hook the lesson concept to something ordinary and common. When students see that object, hear that phrase, or read that word, they should have memories of the Bible lesson. When you give students a memory to take home, it gives them a reason to come back.



Up a Child



Time: You have dedicated your time to teach young children. You want your time to make an impact for the Lord's sake. Nothing is more frustrating than trying to teach a lesson when no one is listening. Learning classroom management techniques takes time, but it is worth the investment. First of all, be on time for class. Better yet, be early, and arrange your supplies. Smooth transitions contribute a great deal to classroom management. Next, take time for little things. Little things make a big difference in the life of a child. Take time to learn their first names, notice a new dress or haircut. Give students a reason to take time each week to come back to your class.



Rules: Rules are essential to establishing good behavior. They explain the expectations to the children. How can a child 'be good' if he does not know what 'be good' means to the person in charge? Classroom rules need to be concise, positive and non-negotiable. A short list of easy-to-remember rules, written in a way that explains the expected behavior is all you need. Good examples are the following: Sit up straight, keep your hands to yourself, listen when the teacher is talking. Often, a long list of 'Don't' rules results in many conversations where slick-talking students plead innocent because, "You never said, 'Don't do that.'"



Acknowledge: Acknowledge good behavior. One way to do this is through behavior award games or prizes. Let the students know that you or your helpers will be watching for students who are following the rules for the entire church service. Students are willing to behave for the simplest of rewards. They will behave for the honor of collecting offering or passing out crayons just as much as they will behave to win \$1 for themselves or 100 points for their team. Acknowledge improvements in behavior, not just perfect behavior. If you notice when that 'bus kid' does a better job this week than last week, chances are that next week will be even better.



Involvement: Invite student involvement in your lessons. Vary the activities. Stand up for a song, sit down for the skit. Encourage all students to participate in sword drills, Bible review games and memory verse practice. Students who are engaged in your program will not have time to come up with one of their own.



Name: When dealing with an unruly student, names are important. Sometimes, an inappropriate behavior can be stopped with a stern look, a raised eyebrow or a finger to your lips. However, there are times when you or your helpers need to confront the issue. Begin by quietly speaking that child's name. In his ear, name the offense that needs to stop. Name the expectation as described in the rules. Name the consequences of not obeying. Give the child time to make a choice. If he chooses to obey, acknowledge the good behavior. If he chooses to continue misbehaving, move him to the back of the room. Often, a clown without an audience is soon silent. If the behavior disrupts the learning of all students, a helper needs to remove the child from the room. Sometimes a walk to the water fountain and a few minutes to calm down are needed to restore self-control.

LIBERTY

Glow Jr. Devotions: July 3-9



THEME VERSE: Galatians 5:13 "For brethren, ye have been called unto liberty; only use not liberty for an occasion to the flesh, but by love serve one another."

CHARACTER FOCUS: With liberty comes responsibility

MONTHLY GOAL: For students to appreciate the sacrifices made for our spiritual and political freedom

☀ Let's Get Glowing

Adjective Name Game

Equipment: None

Instructions: Each student needs to think of an adjective that describes him/her and begins with the same first letter as the individual's first name. Go around the room and allow each student to tell their creative name. For example: "My name is Bashful Beth."

🎵 Spotlight on Songs

Welcome and opening prayer

Sing **How Did You Feel?**

Sing **America, the Beautiful**

Announcements, recognize visitors, birthdays, offering

Sing **God Bless America**

✝ Torch Bearer's Tales

THE PLUNGE OF DEATH

Although it is the fourth largest island in the world and home to many unique species of flora and fauna, few people know anything about Madagascar, a secluded nation of nineteen million souls, which lies several hundred miles off the coast of Mozambique in the Indian Ocean. The island has been known more as a pirate's haven than as a beacon of Christianity. Yet, there were

FORGOTTEN ISLAND

Based on actual missionary experiences

by Kevin L. Brosnan

Serving in southern Africa under Baptist World Mission since 1992

NOTE: The story line, although fictional, is a stitching together of real events. For example, it was a southern Baptist missionary whose single tract led to the establishment of numerous churches in southeastern Madagascar in the 1990s. Keith Brennan (Kevin Brosnan) and Errol Green's (Eric Graham) survey trip was for a few days only, whereas this story presents it as a missionary journey. The "Plunge of Death" segment is a factual account taken from The Martyr Church: A Narrative of the Introduction, Progress, and Triumph of Christianity in Madagascar, by William Ellis, published by John Snow & Co., 1870. The details of the recovery of the passports are also true, as related by another missionary. The names and places in the story are difficult, but they are in every case either actual historical figures or authentic Malagasy names.

once many Christians in Madagascar. Missionaries of the London Missionary Society arrived at the beginning of the nineteenth century and established themselves in the central highlands of Madagascar, the seat of power on the island and the current location of its capital. They saw many conversions among the Malagasy people and established churches and schools. However, by the mid-nineteenth century, severe persecution and martyrdom had all but stamped out the open practice of Christianity in Madagascar. So pervasive had been the growth of Christianity, that Queen Ranavalona I, argued in 1849, that she had to persecute the Christians to prevent the entire island from converting to Christianity. More than 150 years later missionaries Keith Brennan and Errol Green took the gospel back to Madagascar. This is the account of what they found.

Rainitraho was only eight years old, but he knew he would never forget the horrible sights and sounds coming from the base of the cliff in front of him. He was frozen in place, hiding under cover of the tall grass and shrubs. He dared not move or make any sound which might attract the attention of the soldiers. Today, like so many days before, Rainitraho had come to this field to hunt for lizards. But, the mob's rapid approach entrapped him. Before him were many soldiers, 1,903 Christian prisoners, and many on-lookers.

The examining officer questioned the prisoners:

"Do you worship the sun, the moon or the earth?"

One of the Christians replied, "I do not pray to them, because the hand of God made them."

"Do you worship the twelve sacred mountains?"

"I do not worship them, because they are only mountains."

"Do you pray to the idols which preside over the consecration of kings?"

"I do not pray to them, because the hand of man made them."

"Do you pray to the ancestors of the rulers?"

"Kings and governors are given to us by God so that we obey them and pay them homage, but they are only men like us. When we pray, it is God alone whom we address."

"Do you distinguish other days and do you observe the Sabbath?"

"It is the day of the great God, for in six days the Lord made all his works, and then he rested on the seventh day and declared that day holy. That is why we rest and keep that day holy." (Bruno Chenu, *The Book of Christian Martyrs*, p. 148.)

"You obstinate traitors shall fall under the wrath of the queen! I will now read the queen's edict," declared the prosecutor.

Rainitraho could clearly hear the reading of the edict. "I, the queen of Madagascar, say that no religion whatever, excepting that of Andrianampoinimerina and Radama, and the customs of your ancestors, shall be ever introduced and practiced in this my country: anything else is totally rejected by me." The queen also declared that the spirits of Andrianampoinimerina and Radama had revealed to her the proper punishments for the Christians. Most of them would be fined or whipped, but the leaders would receive more severe punishments. Some were sent into life-long slavery under hard labor. Fourteen would be hurled off the cliff to their deaths and four were sentenced to be burned alive. The four begged their executioner to kill them before burning their bodies, but to no avail. These four prayed and sang a hymn until the flames consumed their flesh and sent their souls soaring to their Heavenly Father. The other fourteen condemned Chris-

Verse for the Month

Galatians 5:13

"For brethren, ye have been called unto liberty; only use not liberty for an occasion to the flesh, but by love serve one another."

tians were bound hand and foot and taken to the edge of the precipice, where they were hurled or rolled off in a plunge of death. Rainitraho cringed at the sight of their bodies falling one by one before him.

Light My Path

Divide the verse into phrases. Assign each row one phrase to learn. Point to the rows, one at a time, in the order of the verse. Each row stands to recite their portion of the verse, and then sits down. Continue reciting the verse, increasing the speed of phrasing each time. If time allows, assign rows different phrases and repeat.

Spark Their Interest

Guest: Guess what my family did this week!

Leader: What did your family do?

Guest: We went to the park and got to see some awesome fireworks.

Leader: That's great! I love fireworks. Do you know why we watch fireworks?

Guest: Of course, it's because they are really awesome and since its summer time we can sit outside to see them.

Leader: That's not quite the reason. We watch fireworks when we are celebrating the 4th of July, a day when we remember all of those men and women who fight in the military to pay for our liberty.

Guest: What is liberty anyway?

Leader: Liberty is freedom from bondage and having rights and privileges. Because of liberty we are able to worship God here in church today. In many countries, they do not have freedom to even say the name of God, and we get to go to a church where we are free to praise God and worship Him.

Guest: Wow! Liberty is an amazing thing. I'm so glad that God gave it to us.

Leader: Let's get to our lesson and learn about another type of liberty that we can all have no matter what country we live in.



Build the Fire

July 4 is celebrated in America as Independence Day. It is the day that the founders of our country signed the document known as the Declaration of Independence. The original colonies were under the British rule of King George III. Americans wanted to be free of British rule. Most of the colonists left England in search of a new life, a life free to choose how to worship God and free to make decisions about how to establish government. But, it seemed, all of King George's rules followed them to America. They needed to separate from England. They wanted independence. They were seeking liberty.

Separating from England was not easy. Many paid a high price for their freedom. The Declaration of Independence brought the Revolutionary War. Soldiers fought and died for the freedom of United States of America. Many of the men who signed the Declaration of Independence were put in prison and called traitors to the king. Many of those men lost their homes, and some were even killed, just for putting their name on the document.

These brave men knew that with freedom, comes responsibility. In order preserve the freedom they earned, they would need to protect it. They wanted to make sure that all people enjoyed freedom. The pledge to the American flag states, 'liberty and justice for all.' Liberty is the freedom to make choices. Justice means that all choices have consequences. They would not let anyone abuse their liberties, or use them to oppress others. For example, we have the freedom of speech, but we should not use that freedom to speak badly of others. We should not take our freedoms for granted. When we do, we are likely to lose those freedoms. Freedom is worth fighting for. And with that freedom comes great responsibility.

Christians, too, celebrate a day of freedom. We call it Resurrection Sunday. We celebrate our freedom from sin. When Christ died on the Cross, and rose again, He freed us from the death that sin brings. We are all slaves to sin. Sin binds us to eternal death in hell. But Christ's sacrifice redeemed us. The word redeemed means "to purchase; to set free by paying a price." A great price had to be paid for our sin debt. The price

was greater even than the price for our American Independence. The price for our sin was the death of the Son of God. Jesus' blood was the price that was paid for the freedom of your soul. The gift of eternal life is free to us, because Jesus paid the full price for our sin (Romans 3:23-25; 6:18; 6:22). When you accept the free gift of salvation, then you are truly free (John 8:36).

When we get saved, we are free from the penalty of eternal condemnation. However, that freedom does not give us the right to continue sinning (Romans 6:15). With liberty comes responsibility. 1 Peter 2:16 says, *"As free, and not using your liberty for a cloke of maliciousness, but as the servants of God."* Liberty gives us the freedom to make choices. As Christians, our choices should, at all times, bring glory to God (1 Corinthians 10:13). The way we live should draw all people closer to Jesus. Your liberty is not so that you can get your own way all the time. Galatians 5:13 says, *"For, Brethren, ye have been called unto liberty; only use not liberty for an occasion to the flesh, but by love serve one another."* The consequences of our choices should bring glory to God, and draw all men to Him.

Liberty comes with a high price tag. For America, it was the blood of our soldiers. For Christians, it is the Blood of Jesus Christ. With Liberty comes responsibility. Do not take freedom for granted. Also, do not use your liberty just to get your own way. The choices you make have consequences. You have the liberty to choose, but justice will hold you accountable for your choices. Galatians 5:1 says, *"Stand fast therefore in the liberty wherewith Christ hath made us free, and be not entangled again with the yoke of bondage."* Fight for freedom. Enjoy your freedom. And remember that, as Christians, you are free indeed.

Fan the Flames

1. Find pictures of the Statue of Liberty and the Liberty Bell. Give a brief history of each. Liberty, the freedom to make personal choices, was a key element in shaping our country. Our founders believed that there were liberties given to us by God that government should not control. Along with liberty, comes responsibility. We must never use our liberty to take the liberties of someone else. That is why Galatians 5:13 says, "... *only use not liberty as an occasion to the flesh, but by love serve one another.*"

2. You will need several lengths of rope with which to tie up some children. Ask for student volunteers. Have students hold their hands together while you tie them up. Being tied up is uncomfortable. It is inconvenient. It does not really hurt now, but if you had to stay that way a long time, then it would begin to hurt. It would be much better to be free, to be liberated from your bonds. Our country enjoys much liberty. But the only true freedom is freedom from sin. Each of us must choose Christ in order to be free from sin.

Fire Off the Answers

1. What do we call the day of America's freedom from England? (Fourth of July; Independence Day)
2. What do we call the day of Christian's freedom from sin? (Resurrection Day)
3. Who paid the price for our American freedom? (Founding fathers, soldiers)
4. Who paid the price for our spiritual freedom? (Jesus Christ)
5. With freedom comes _____. (responsibility)

Pool Ring Toss

Equipment needed: Two pool dive rings, a large beach towel, a smaller towel, and a small hand towel

Write additional review questions here:

Preparing the game: Lay the large beach towel closest to the players. Put the smaller towel farther away, and the hand towel the farthest away.

Playing the Game: Today, we are going to play Pool Ring Toss. I will ask a Bible review question. If you know the answer, wait until you hear my signal [a horn, whistle or buzzer] and then jump up. If you were the first one standing, I will call on you to answer. If you answer correctly, you will come forward to play the game. You will have two chances to toss the rings onto the towels. If your ring lands on the largest towel, you will earn 100 points for your team. If it lands on the middle towel, you earn 200 points. If you get the ring on the smallest towel, you will earn your team 300 points! You may choose any towel as your target. Points are scored only when the ring is completely on the towel. Are you ready? Let's play Pool Ring Toss!